
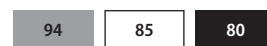


GUELL ZERO



Colors:



LED floodlight for indoor and outdoor lighting, comprising:

- Die-cast aluminium housing chemically pre-treated and painted with polyester powder coating
- Flat tempered glass diffuser
- Diffuser permanently sealed to the housing through a high temperature resistant silicone glue
- Extra pure polished aluminium reflectors
- Stainless steel external screws
- Stainless steel locking springs for the glass
- Powder coated steel bracket
- Complete with 1 metre of cable H05RN-F 3G1 mm²
- Versions of GUELL ZERO KIT are complete with 0.5 m arm with integrated connection box, suitable for cascade connection
- Passive infra-red motion sensor
- 3000 K and 5000 K available on request



GUELL ZERO
S/M
A/W



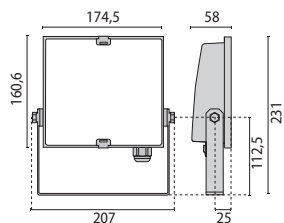
GUELL ZERO
DETEK
S/M
A/W



GUELL ZERO
KIT
S/M

Lamps

	LED	n. 1 LED - 9 W
	LED	n. 1 LED - 15 W
	LED	n. 1 LED - 20 W



GUELL ZERO A/W

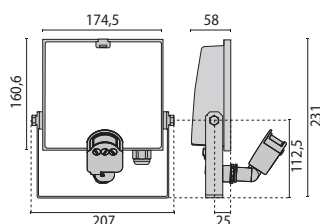
IK06 1.2J xx3

LED NUMBER	WATTAGE	ILCOS	LBS	COLOUR/ RAL	CLASS		KELVIN	COS Φ $\geq 0,9$	EEL	OPTIC	OPTIC BEAM	LIGHTSOURCE LUMEN OUTPUT	LUMINAIRE LUMEN OUTPUT	LIFETIME	L	°C	PART NUMBER	REMARKS	EURO
Power LED 220/240 V 50/60 Hz																			
n. 1 LED	9 W	-	-	80	I		4000	•	-	A30/W	-	898 lm	635 lm	150000 h	L70	-	06147880		
n. 1 LED	9 W	-	-	85	I		4000	•	-	A30/W	-	898 lm	635 lm	150000 h	L70	-	06147785		
n. 1 LED	9 W	-	-	94	I		4000	•	-	A30/W	-	898 lm	635 lm	150000 h	L70	-	06115594		
n. 1 LED	15 W	-	-	80	I		4000	•	-	A30/W	-	1416 lm	855 lm	150000 h	L70	-	06148680		
n. 1 LED	15 W	-	-	85	I		4000	•	-	A30/W	-	1416 lm	855 lm	150000 h	L70	-	06148585		
n. 1 LED	15 W	-	-	94	I		4000	•	-	A30/W	-	1416 lm	855 lm	150000 h	L70	-	06115794		
n. 1 LED	20 W	-	-	80	I		4000	•	-	A30/W	-	2100 lm	1290 lm	50000 h	L70	-	06166880		
n. 1 LED	20 W	-	-	85	I		4000	•	-	A30/W	-	2100 lm	1290 lm	50000 h	L70	-	06166985		
n. 1 LED	20 W	-	-	94	I		4000	•	-	A30/W	-	2100 lm	1290 lm	50000 h	L70	-	06167094		

GUELL ZERO S/M

IK06 1.2J xx3

LED NUMBER	WATTAGE	ILCOS	LBS	COLOUR/ RAL	CLASS		KELVIN	COS Φ $\geq 0,9$	EEL	OPTIC	OPTIC BEAM	LIGHTSOURCE LUMEN OUTPUT	LUMINAIRE LUMEN OUTPUT	LIFETIME	L	°C	PART NUMBER	REMARKS	EURO
Power LED 220/240 V 50/60 Hz																			
n. 1 LED	9 W	-	-	80	I		4000	•	-	S/M	-	898 lm	620 lm	150000 h	L70	-	06148280		
n. 1 LED	9 W	-	-	85	I		4000	•	-	S/M	-	898 lm	620 lm	150000 h	L70	-	06148185		
n. 1 LED	9 W	-	-	94	I		4000	•	-	S/M	-	898 lm	620 lm	150000 h	L70	-	06115194		
n. 1 LED	15 W	-	-	80	I		4000	•	-	S/M	-	1416 lm	866 lm	150000 h	L70	-	06149080		
n. 1 LED	15 W	-	-	85	I		4000	•	-	S/M	-	1416 lm	866 lm	150000 h	L70	-	06148985		
n. 1 LED	15 W	-	-	94	I		4000	•	-	S/M	-	1416 lm	866 lm	150000 h	L70	-	06115394		
n. 1 LED	20 W	-	-	80	I		4000	•	-	S/M	-	2100 lm	1381 lm	50000 h	L70	-	06167780		
n. 1 LED	20 W	-	-	85	I		4000	•	-	S/M	-	2100 lm	1381 lm	50000 h	L70	-	06167885		
n. 1 LED	20 W	-	-	94	I		4000	•	-	S/M	-	2100 lm	1381 lm	50000 h	L70	-	06167994		



GUELL ZERO DETEK A/W

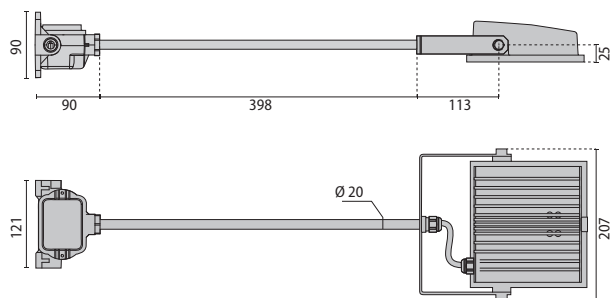
IK06 1.2J xx3

LED NUMBER	WATTAGE	ILCOS	LBS	COLOUR/ RAL	CLASS		KELVIN	COS Φ $\geq 0,9$	EEL	OPTIC	OPTIC BEAM	LIGHTSOURCE LUMEN OUTPUT	LUMINAIRE LUMEN OUTPUT	LIFETIME	L	°C	PART NUMBER	REMARKS	EURO
Power LED 220/240 V 50/60 Hz																			
n. 1 LED	15 W	-	-	80	I		4000	•	-	A30/W	-	1416 lm	855 lm	150000 h	L70	-	06147380		
n. 1 LED	15 W	-	-	94	I		4000	•	-	A30/W	-	1416 lm	855 lm	150000 h	L70	-	06120194		
n. 1 LED	20 W	-	-	80	I		4000	•	-	A30/W	-	2100 lm	1290 lm	50000 h	L70	-	06169180		
n. 1 LED	20 W	-	-	94	I		4000	•	-	A30/W	-	2100 lm	1290 lm	50000 h	L70	-	06169294		

GUELL ZERO DETEK S/M

IK06 1.2J xx3

LED NUMBER	WATTAGE	ILCOS	LBS	COLOUR/ RAL	CLASS		KELVIN	COS Φ $\geq 0,9$	EEL	OPTIC	OPTIC BEAM	LIGHTSOURCE LUMEN OUTPUT	LUMINAIRE LUMEN OUTPUT	LIFETIME	L	°C	PART NUMBER	REMARKS	EURO
Power LED 220/240 V 50/60 Hz																			
n. 1 LED	15 W	-	-	80	I		4000	•	-	S/M	-	1416 lm	866 lm	150000 h	L70	-	06147480		
n. 1 LED	15 W	-	-	94	I		4000	•	-	S/M	-	1416 lm	866 lm	150000 h	L70	-	06120094		
n. 1 LED	20 W	-	-	80	I		4000	•	-	S/M	-	2100 lm	1381 lm	50000 h	L70	-	06169780		
n. 1 LED	20 W	-	-	94	I		4000	•	-	S/M	-	2100 lm	1381 lm	50000 h	L70	-	06169894		



GUELL ZERO KIT S/M


IK06 1.2J xx3

LED NUMBER	WATTAGE	ILCOS	LBS	COLOUR/ RAL	CLASS		KELVIN	COS Φ ≥0.9	EI	OPTIC	OPTIC BEAM	LIGHTSOURCE LUMEN OUTPUT	LUMINAIRE LUMEN OUTPUT	LIFETIME	L	°C	PART NUMBER	REMARKS	EURO
Power LED 220/240 V 50/60 Hz																			
n. 1 LED	15 W	-	-	80	I		4000	•	-	S/M	-	1416 lm	855 lm	150000 h	L70	-	06124980		
n. 1 LED	15 W	-	-	85	I		4000	•	-	S/M	-	1416 lm	855 lm	150000 h	L70	-	06147585		
n. 1 LED	15 W	-	-	80	I		5000	•	-	S/M	-	1657 lm	996 lm	150000 h	L70	-	06125080		
n. 1 LED	15 W	-	-	85	I		5000	•	-	S/M	-	1657 lm	996 lm	150000 h	L70	-	06147685		
n. 1 LED	20 W	-	-	80	I		4000	•	-	S/M	-	2100 lm	1381 lm	50000 h	L70	-	06168580		
n. 1 LED	20 W	-	-	85	I		4000	•	-	S/M	-	2100 lm	1381 lm	50000 h	L70	-	06168685		
n. 1 LED	15 W	-	-	80	I		5000	•	-	S/M	-	1657 lm	996 lm	150000 h	L70	-	06125080		
n. 1 LED	15 W	-	-	85	I		5000	•	-	S/M	-	1657 lm	996 lm	150000 h	L70	-	06147685		

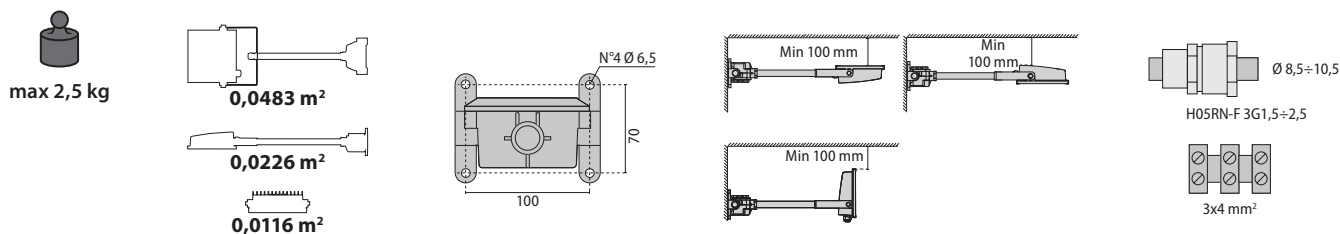


OPTIONAL ACCESSORIES

DESCRIPTION	COLOUR	PART NUMBER	EURO
GUELL ZERO			
A0664/500 500 mm arm completes with connection base GUELL ZERO	80	14453380	
A0664/500 500 mm arm completes with connection base GUELL ZERO	85	14463585	
A0664/1000 1000 mm arm completes with connection base GUELL ZERO	80	14453480	
A0664/1000 1000 mm arm completes with connection base GUELL ZERO	85	14463485	



GUELL ZERO KIT



GUELL ZERO

